



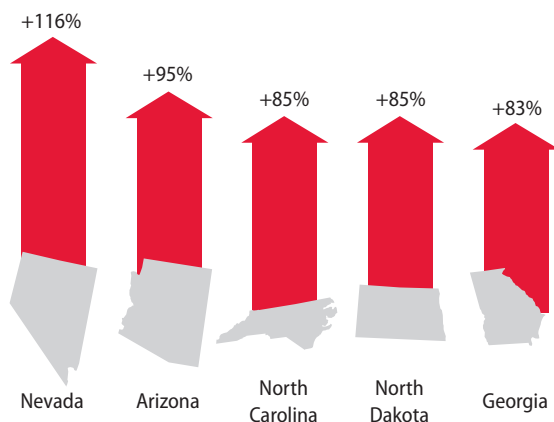
# Asian Americans and Pacific Islanders

As of 2011 there were 18.2 million Asian Americans and Pacific Islanders, or AAPI, living in the United States, accounting for 5.8 percent of the nation's population. The population is ethnically and economically diverse, and represents a wide range of the socioeconomic spectrum, as demonstrated by the varied poverty rates among individual ethnic groups and the disparities in health care coverage and education. Nationally, Asian Americans and Pacific Islanders have one of the lowest short-term unemployment rates, but also one of the highest long-term unemployment rates. As one of the fastest-growing racial groups in the country, it is vital that Asian Americans and Pacific Islanders are provided the resources and opportunities needed for the U.S. economy to grow and in order to rebuild shared economic prosperity.

## a Population growth

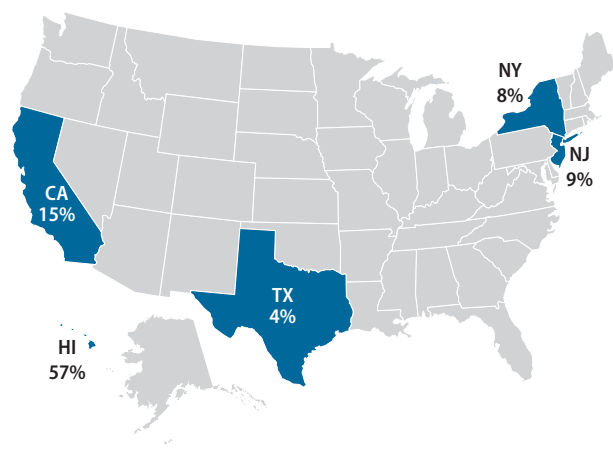
*The Asian population is growing at a faster rate than any other major group in the United States.*

Fastest growing communities from 2000 through 2010



Sources: U.S. Census Bureau, Asian American Center for Advancing Justice.

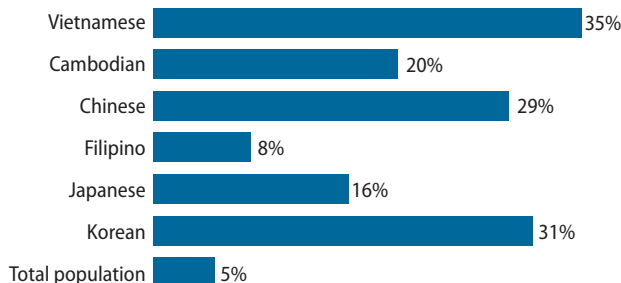
States with the largest Asian American population



## b Linguistic isolation

*Households in which all members 14 years old and older speak English less than "very well," limiting access to critical human services.*

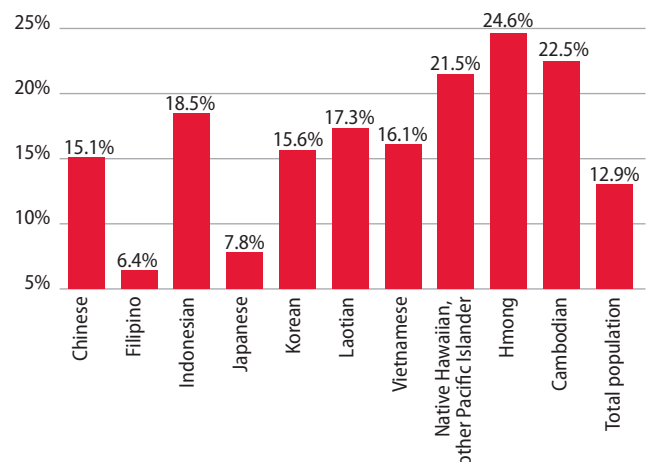
Percent by ethnic group from 2005–2009



Sources: U.S. Census Bureau, American Community Survey, 2011.

## c Poverty rates by ethnic subgroups

*Rates of poverty differ greatly among AAPI subgroups.*



Sources: U.S. Census Bureau, American Community Survey, 2011.

d

### Gender gap

Pay equity will help decrease the number of Asian American women living in poverty.



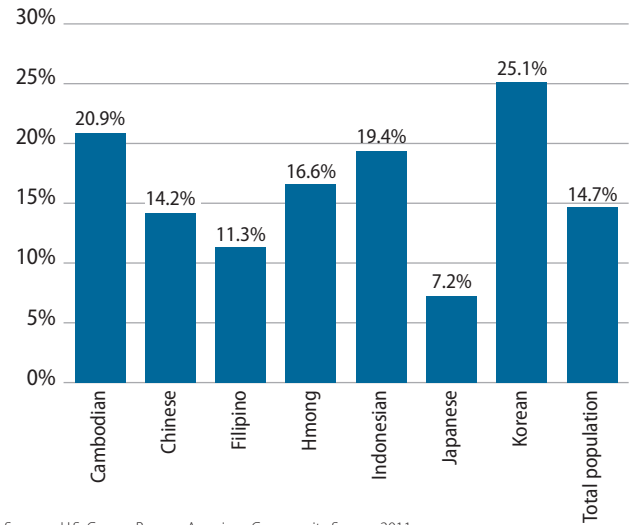
For every dollar an Asian American man makes, an Asian American woman makes 73 cents.

Source: Center for American Progress.

e

### Health-insurance coverage

Percent uninsured by ethnic subgroup

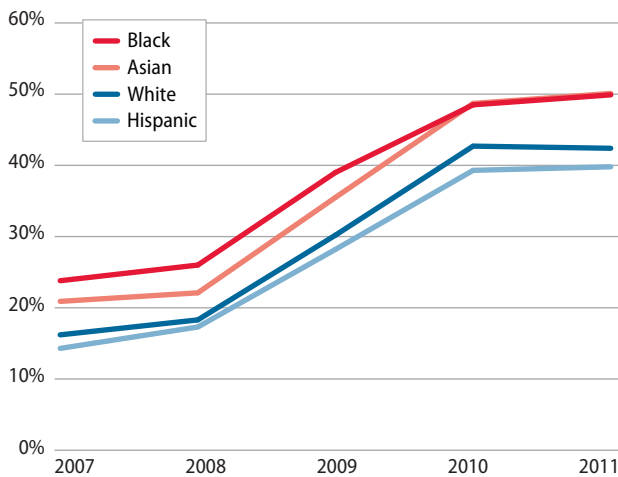


Sources: U.S. Census Bureau, American Community Survey, 2011.

f

### Long-term unemployment

Percentage of jobless unemployed for at least 27 weeks by race and ethnicity.

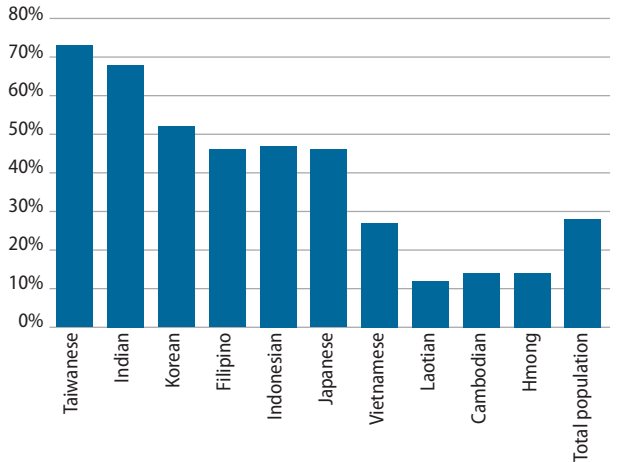


Source: Economic Policy Institute.

g

### Educational attainment

Percent with a bachelor's degree or higher by ethnic group from 2007–2009



Sources: U.S. Census Bureau, American Community Survey, Asian American Center for Advancing Justice.

With population growth of 46 percent from 2000 to 2010, diversity is a great asset of the Asian American and Pacific Islander community. With relatively high educational achievement, Asian Americans and Pacific Islanders are a crucial element of the American current and future workforce and economic success. Tackling the high AAPI long-term unemployment rates, however, is essential to the economic advancement of all Americans. With 12.1 percent of Asian American women living in poverty, pay equity must be achieved to ensure family stability and economic security. We can restore national shared prosperity, but not without shared opportunities for all communities. Through smart public policies we can build those opportunities and our economy.